

# 0/10V<sub>DC</sub> CONTROL UNIT



## 1306

The 1306 is an “all in one” modular control system able to control RVE 0/+10 Vdc analog control, dimmers.

- Easy to use
- Control from 1 up to 15 insulated and analog control dimmers
- 6 programmed control modes + duolet function

Multuser allows to program any type of standard pushbutton to obtain for example, one fade-in button, one fade-out button, 4 preset levels,... (see functionalities on the back).

Multuser 1306 is particularly adapted to the lighting control of amphitheatres, conference rooms, restaurants, movie theaters...or any other place where the use of an advanced lighting system is not needed.



### Dimensions

10 modules  
Width = 183 mm  
Height = 77 mm  
Depth = 70 mm

### Weight

0.600 kg

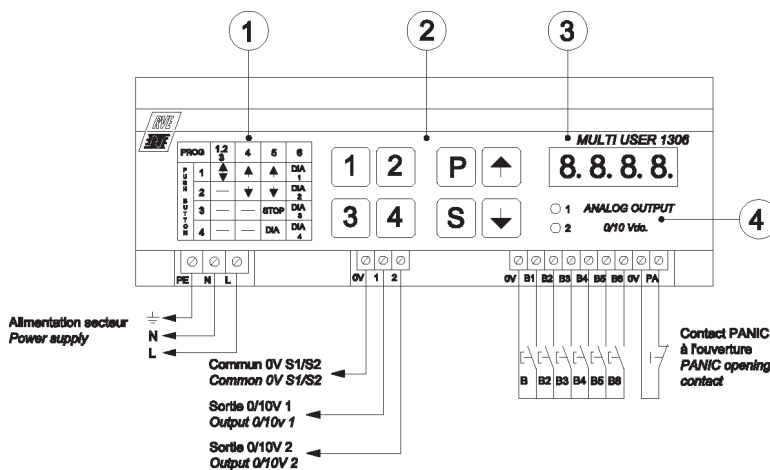
## DESCRIPTION

- Control unit fitting on DIN-rail
- Control with:
  - closing push-buttons located on various points
  - keys located on the front panel
  - short or long pulse - or closure - contacts connected to radio or infra-red remote controlled receptors, automatons, relays, ...
- 6 programmed operation modes
- Adjustment of a "FLUO THRESHOLD" to avoid fluorescent tube blinking at low lighting levels
- Delay time adjustment from 0.5 second up to 60 minutes
- Pre-adjustment from 1 to 4 lighting levels (DIA) (program n°6)
- "PANIC" opening contact on terminal blocks (output level at 80%)
- Outputs on 2 inverted channels, duolet function

## TECHNICAL SPECIFICATIONS

Power supply	: 230 VAC, 50/60 Hz	EMC compatibility	: Accoding to the EN 55103 standard
Protection	: By an 1A fuse MCB or 2A fuse has to be installed upstream on the power supply	Environment	: Temperature : 0 to + 40°C Humidity : 0 to 90 %

## CONNECTIONS



- A help table summing-up the 6 programs (1)
- A 8 key LEXAN keypad (2):
  - 4 control keys
  - 1 "P<sub>rog</sub>" key used to be in mode programme
  - 2 keys: rising and fading to adjust parameters
  - 1 "S<sub>et</sub>" key to validate data to record
  - 1 electroluminescent 4 digit display (3), on which the user chooses, when switching on, his using program and adjustment values, and where, when operating, the chosen program and the light level are displayed
  - 2 LED indicators (4) for the 2 analog 0/+10 outputs which proportionally bright to the dimmer control voltage
- 3 terminal blocks for connection to:
  - main power supply 230 VAC (Ph + N + GND)
  - 2 analog outputs (0/+10 Vdc) proportionally inverted
  - push-butons and "PANIC" contact
 Thanks to 2 additional push-butons B5 and B6 (1 to rise one to fade), the DIA can be adjusted near the lighting sources.

PROG	Operating modes
1	Control by one push-button (or several connected in parallel), Switch on /off by pulse with re-lighting at 100 % Dimming by hold pressing, No inverted dimming sense between 2 hold pressings
2	Control by one push-button (or several connected in parallel), Switch on /off by pulse with re-lighting at the previous level Dimming by hold pressing, Inverted dimming sense between 2 hold pressings
3	Control by one push-button (or several connected in parallel), Switch on /off by pulse with re-lighting at 100 % Dimming by hold pressing, Inverted dimming sense between 2 hold pressings
4	Control by 2 push-buttons (or several connected in parallel), No switch on / off by pulse Dimming with one push-button for fade-in and the other push-button for fade-out
5	Control with 3 or 4 push-buttons (or several connected in parallel), No switch on / off by pulse 1 pulse on one push-button for fading-in, 1 pulse on the second push-button for fading-out, 1 pulse on the 3 <sup>rd</sup> push-button stops the dimming <i>Option: 1 push-button calls back a recorded level (DIA)</i>
6	Control with 4 push-buttons (or several connected in parallel), No switch on / off by pulse Calling back of 4 previously adjusted lighting levels (DIA 1 to DIA 4)

Photo: HILTON resort hotel - PARIS  
 EC marked according to the EEC/89/336 & EEC/73/23 - Enviroment 1.  
 This device is designed for working on private or public NF EN 50160 network.

an\_1306\_multiuser\_ft3 14/11/07 RVE Technologie reserves the right to make any variation in design or construction to the equipment described without prior notification.

